







# Human Life Cycle Worksheets

Name: \_\_\_\_\_ Date: \_\_\_\_\_

Direction: In these human body worksheets, students sequence and label the stages of life from infant to adult. Number the stages from 1-6 and write the label for each stage.







TEENAGER	ADULT	TODDLER
PRE-NATAL	CHILD	INFANT

 <input type="text"/>	 <input type="text"/>	 <input type="text"/>
 <input type="text"/>	 <input type="text"/>	 <input type="text"/>

# Human Life Cycle Worksheets

Name: \_\_\_\_\_ Date: \_\_\_\_\_

## ANSWER KEY

		
<b>2 - infant</b>	<b>4 - child</b>	<b>6 - adult</b>
		
<b>5 - teenager</b>	<b>3 - toddler</b>	<b>1 - pre-natal</b>