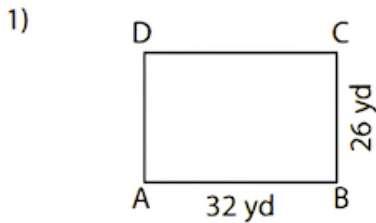


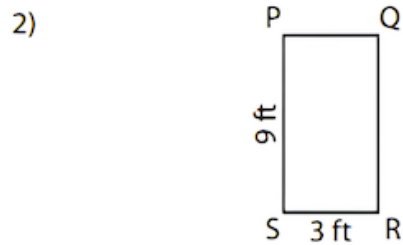
Properties of Rectangles Worksheets

Name: _____ Date: _____

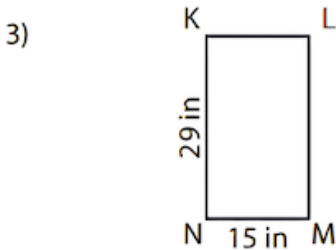
Direction: Find the length of the remaining sides of each rectangle.



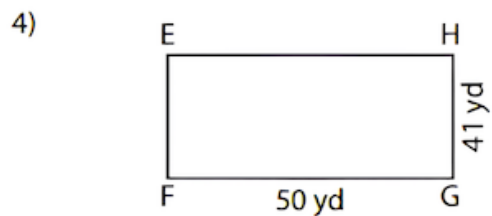
CD = _____ ; AD = _____



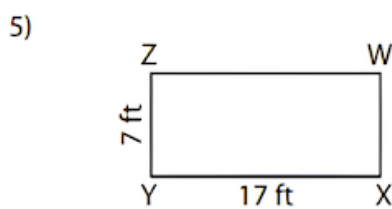
PQ = _____ ; QR = _____



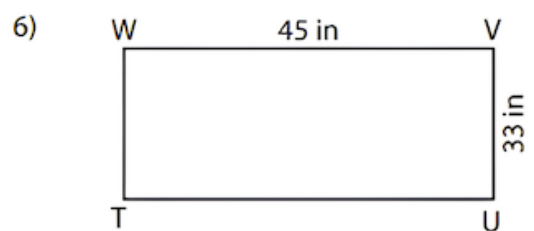
LM = _____ ; KL = _____



EF = _____ ; EH = _____



WX = _____ ; WZ = _____



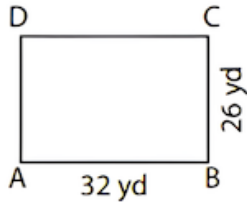
TU = _____ ; TW = _____

Properties of Rectangles Worksheets

Name: _____ Date: _____

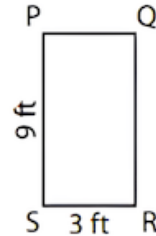
ANSWER KEY

1)



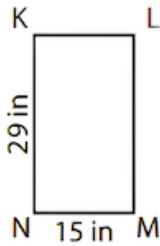
CD = 32 yd ; AD = 26 yd

2)



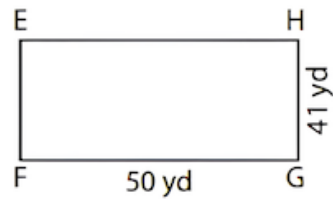
PQ = 3 ft ; QR = 9 ft

3)



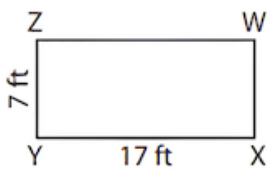
LM = 29 in ; KL = 15 in

4)




EF = 41 yd ; EH = 50 yd

5)



WX = 7 ft ; WZ = 17 ft

6)



TU = 45 in ; TW = 33 in